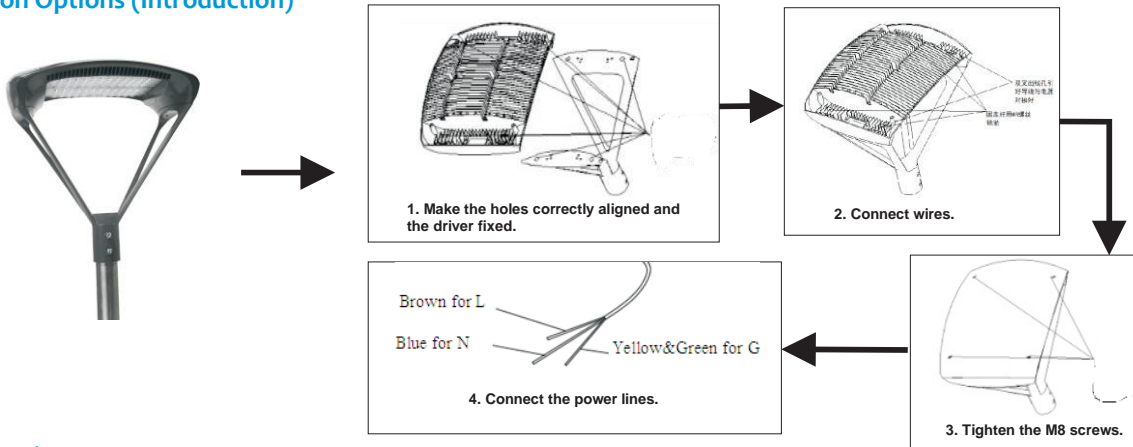


Ordering Information

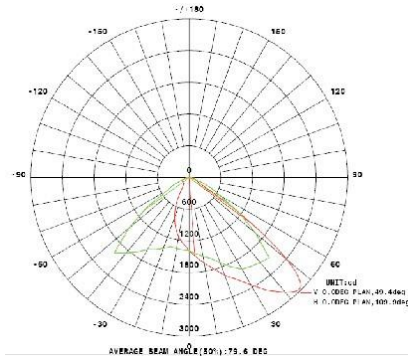
Example: GT-PT50W-40K-N-T

Product	Power	Replacement	Color Temperature	Photocell	Furnish
GT-PT50W	50W	80-120W MH/HPS	40K 4000K 50K 5000K 57K 5700K	N not photocell Y yes photocell	T-Black C-Coffee
GT-PT100W	100W	120-200W MH/HPS			
GT-PT150W	150W	200-280W MH/HPS			
GT-PT200W	200W	280-340W MH/HPS			
GT-PT300W	300W	340-400W MH/HPS			

Installation Options (Introduction)



Photometrics

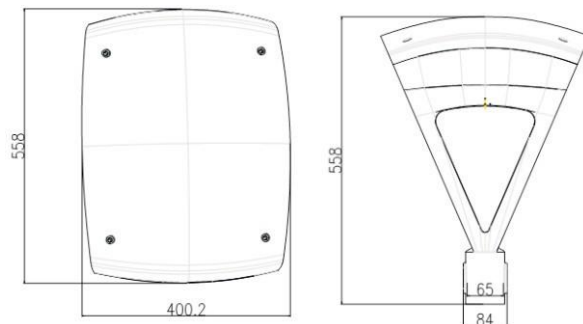


Projected LED Lumen Maintenance

Operating Hours	0	25000	50000
Lumen Maintenance Factor	1	0.91	0.8

Data references the extrapolated performance projections for the POST TOP LED platform in a 25°C ambient, based on 10,000 hours of LED testing (tested per IESNA LM-80-08 and projected per IESNA TM-21-11).

Dimensions:



After Sale Service:

The product refers to electricians knowledge. Please don't disassemble it by yourself. If any quality problem happens, please contact the factory for warranty details.

NOTE: Actual performance may differ as a result of end-user environment and application. All values are without notice.