
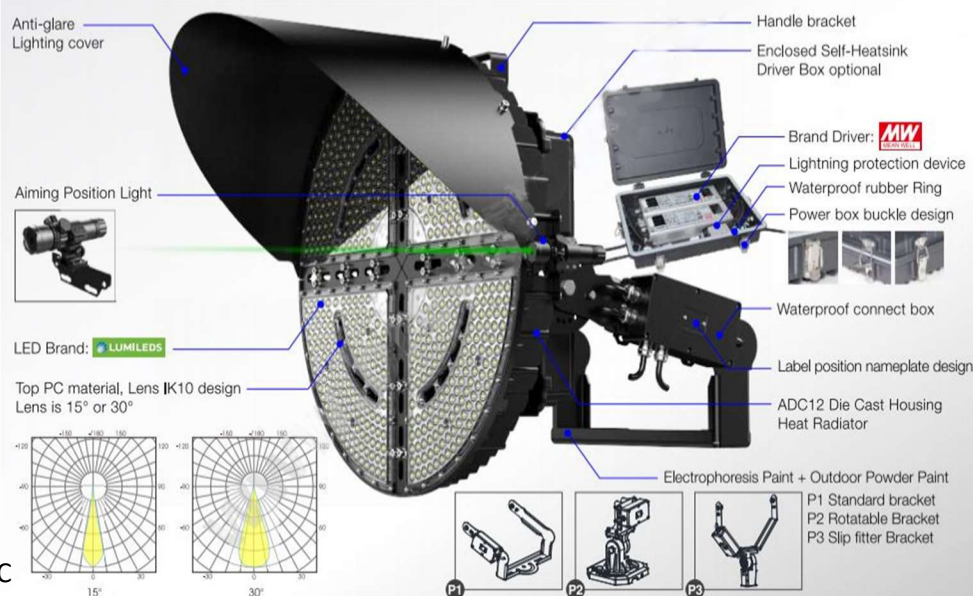



## PRODUCT DESCRIPTION

The Green Team Model B LED Stadium Light is designed for exterior sports lighting. Up to 1200 watts of high efficiency LED flood lights featuring an anti-glare cover and recessed LED lights nearly eliminates glare. Available in a variety of power and mounting options, this stadium light is guaranteed to light up any sporting event. Contact us for recommendations or questions when considering using stadium lighting.

## SPECIFICATIONS/FEATURES

- Installation: Fixed installation. Choose bracket for desired install during purchase.
- Input Voltage: 100-277V AC or 277-480V AC
- Lamp Power: 300 – 1200W
- Luminous Efficacy: 160 lm/W @ 30° Beam Angle
- Luminous Flux: 48,000-192,000 lm
- Color: 4000/5000K
- Working Lifetime: 50,000 Hours
- Working Temperature: -10-140°F
- LED Chip Type: LumiLED Luxeon 5050
- IP 66 Rated for Weather-Proof
- 5 Year Warranty
- Certifications: 
- Anti-Explosion Tempered Glass Cover
- Built in Heat Sink for Maximum Heat Dissipation
- Recessed LEDs and Anti-Glare Shield nearly eliminate glare and reduce surrounding light pollution.



Model No.	Size	Input Power	Lumens	Power Consumption	CRI	Weight	Metal Halide Equivalent
GT-LED-300W-MDLB	19.5" x 25.8" x 7.6"	100-277 VAC or 277/480 VAC	48000	300W	80	45.2 lbs	1000W
GT-LED-400W-MDLB	19.5" x 25.8" x 7.6"	100-277 VAC or 277/480 VAC	64000	400W	80	45.2 lbs	1100W
GT-LED-500W-MDLB	19.5" x 25.8" x 7.6"	100-277 VAC or 277/480 VAC	80000	500W	80	45.2 lbs	1300W
GT-LED-600W-MDLB	19.5" x 25.8" x 7.6"	100-277 VAC or 277/480 VAC	96000	600W	80	45.2 lbs	1500W
GT-LED-700W-MDLB	21.6" x 24" x 8.1"	100-277 VAC or 277/480 VAC	112000	700W	80	72 lbs	2000W
GT-LED-800W-MDLB	21.6" x 24" x 8.1"	100-277 VAC or 277/480 VAC	128000	800W	80	72 lbs	2200W
GT-LED-1000W-MDLB	21.6" x 24" x 8.1"	100-277 VAC or 277/480 VAC	160000	1000W	80	72 lbs	3000W
GT-LED-1200W-MDLB	21.6" x 24" x 8.1"	100-277 VAC or 277/480 VAC	192000	1200W	80	72 lbs	4400W