

Transparent Troffer

Direct & Indirect LED Luminaire







High Performance Indirect Troffers Makes Your Space Elegant


It is an innovative LED luminaire designed to deliver a modern aesthetic and complement today's interior spaces, creating a soft and comfortable lighting experience for commercial and industrial spaces including open offices, classrooms, retail, and healthcare facilities.





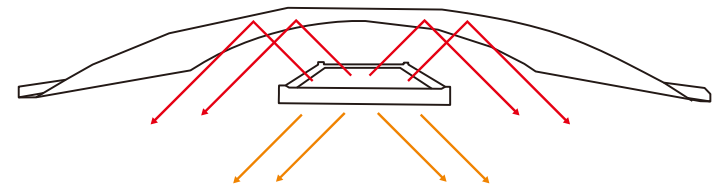
Direct & Indirect Light, Optimal Performance

Unique design with floating light engine spans the light across the bottom of the luminaries precisely controlled optimal direct indirect light distributions between the direct down to the work surface and indirect ambient.



Round Perf

It offers unique center shielding with round perf which provides uniform, low-glare illumination.



CCT & Wattage Adjustable


It is stocked with wattage & CCT adjustable, helping wholesaler lowering their stock risk while providing designers, contractors, and engineers with the ultimate control of their spaces.



2'x2': 30W, 35W and 40W
2'x4': 30W, 40W and 50W



3000K, 3500K and 4000K



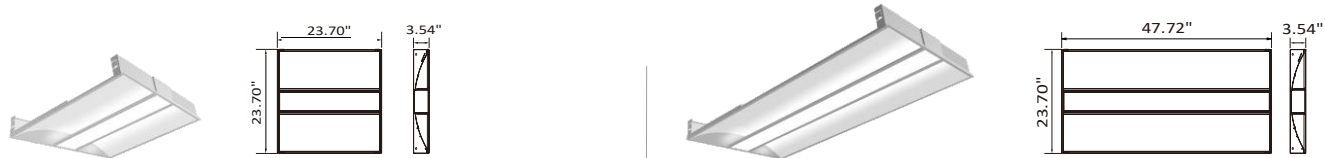
Microwave Sensor Option
Line Voltage Daylight Harvest / Bi-Level



Emergency Option

Up to 120 minutes in event of power failure.

Specification



Model	GT22-DM-04W	GT24-DM-04W
Dimension	2x2ft	2x4ft
Wattage Adjustable (By Dip Switch)	30W, 35W and 40W	30W, 40W and 50W
CCT Adjustable (By Dip Switch)	3000K, 3500K and 4000K	3000K, 3500K and 4000K
Efficacy @ 3500K	110 lm/w	110 lm/w
100-277V AC Input	✓	✓
110-347V AC Input Option*	✓	✓

*110-347VAC version is only cULus Listed

All efficacy is $\pm 5\%$ based on different CCT. Check the IES file to gain the accurate data.

Product Performance

Optics

It offers unique transparent optics to enhance the fixture aesthetic. Fully uniform transparent optics provide uniform, low-glare illumination for a clean, modern, upgraded look, creating direct and indirect light distribution.

Construction

Extruded aluminum housing

Finish

Powder coat white finish provides uniform finish providing long term performance and superior aesthetic.

Mounting

Recessed

Warranty

5-year limited warranty on LED and driver.

Weight

2'x2' FT: 12 lbs / 5.4 kg

2'x4' : 20 lbs / 9 kg

LED System

CRI	Minimum 80 color rendering index
CCT	CCT adjustable from 3000K, 3500K and 4000K with a great color consistency
LED	life Minimum 50,000h with 87.8% of lumen maintenance in 25°C ambient temperature, in compliance with IES LM-80 testing measurements.
Thermal Management	Aluminum housing acting as the heat sink to maximize life.
Environment	Damp rated in operating ambient temperatures of 0-50°C .

Optional Function

Sensor Option	In addition, it can include a factory-installed integrated sensor system for occupancy and daylight dimming control.
Emergency Option	Optional low voltage 100-277V emergency LED driver for lighting up to 120 minutes in event of power failure, that meets critical life-safety lighting requirements.

Electrical

LED Driver	It is powered by Class 2 high efficiency LED driver, with a standard 1-10V driver which continuous dims to 10% that works with many types of controls. Tested Dimmers: Lutron ® Diva-Dvtv, Leviton ® IP-710-DL.
THD	<20%
Power Factor	>0.9
Input Voltage	Standard electronic drivers are cULus recognized and available for 100-277V or 110-347V.

Mounting

Recessed

Approvals

- cULus listed for damp locations
- Tested to IESNA LM-79 and LM-80
- Design Lights Consortium Qualified and classified for DLC Standard, refer to www.designlights.org for details

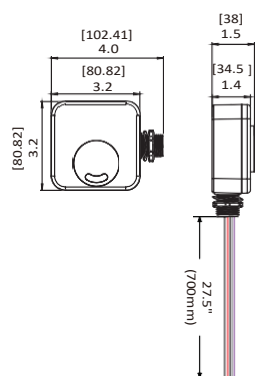
Optional Functions

Microwave Sensor option

Line Voltage Daylight Harvest / Bi-Level



DIP Switch

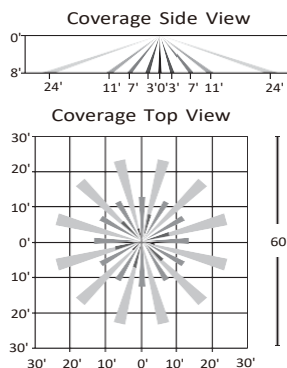


Specifications

Operating Voltage	120/277VAC, 50Hz/60Hz
Switching Capacity	Resistive/Halogen-800W/1200@120/277V Fluorescent Ballast-660W/1200@120/277V Electronic Ballast(LED/CFL)-5A/5A@120/277V
Stand-by Power	≤0.5W
Detection Area	20%/50%/75%/100%
Hold Time	10s/1min/5min/10min/15min/20min/ 30min/60min
Daylight Threshold	10Lux/30Lux/50Lux
Stand-by Period	1min/30min/60min/+∞
Stand-by Dimming Level	0%/10%/30%/50%
Microwave Frequency	5.8GHz±5MHz
Microwave Power	< 0.2mW
Mounting Height	Max.6m
Detection Range	Max.8m
Control Line	VIOLET+,GRAY-,RED L' Out, WHITE N, BLACK L in
Operating Temperature	-40 °C~+70 °C
IP Rating	IP20
Detection Angle	360°

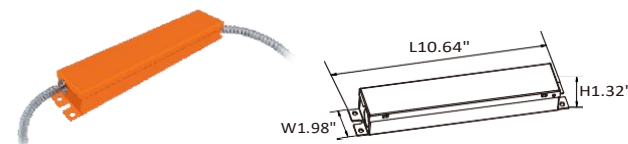


Detection Pattern



Emergency Option

Up to 120 minutes in event of power failure



Specifications

Output Power	8 Watts
Output Voltage	15-54V DC
Input Current	70 mA (Max)
Input Power	3.2 Watts (Max)
Input Voltage	100-277VAC, 50-60Hz
Emergency Operation	≥90 Minutes
Standby Power	< 0.4W
Operating Temp	0°C to 50°C
Battery	Lithium
Recharge	24 Hrs
Luminaire Load Power	100W (Max)
Dimensions	L10.64"×W1.98"×H1.32"
Certificate	UL, CEC
Output Class	UL LELV (Output protection self-resetting)



T-Grid Hanger

It is designed to support LED emergency driver on the ceiling. Made of fire-rated galvanized sheet material, it is durable and safe, which won't conduct electricity. It has added stability to have the emergency driver be to quickly mount on the T-grid.